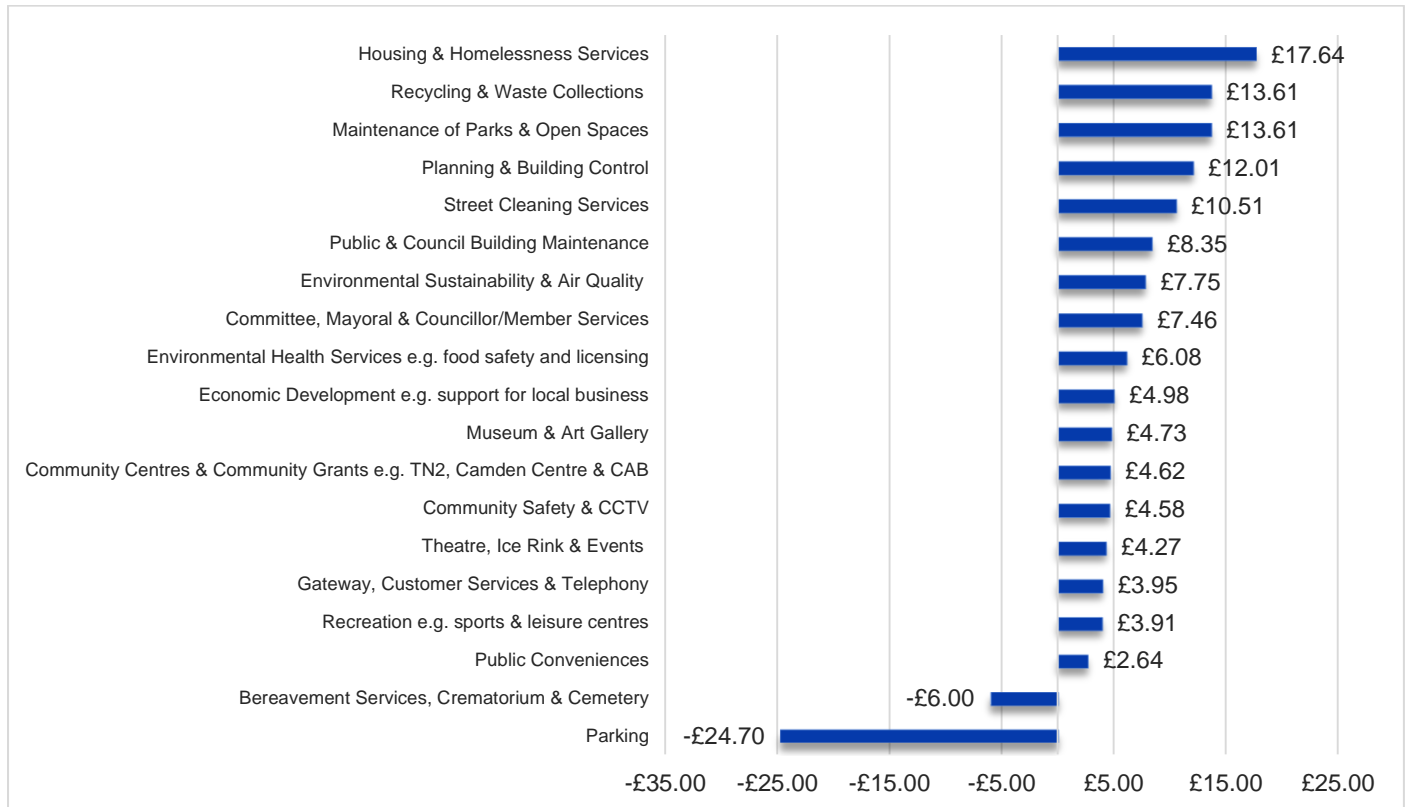


Budget consultation 2020/21 Results

Q1) Allocation of funding

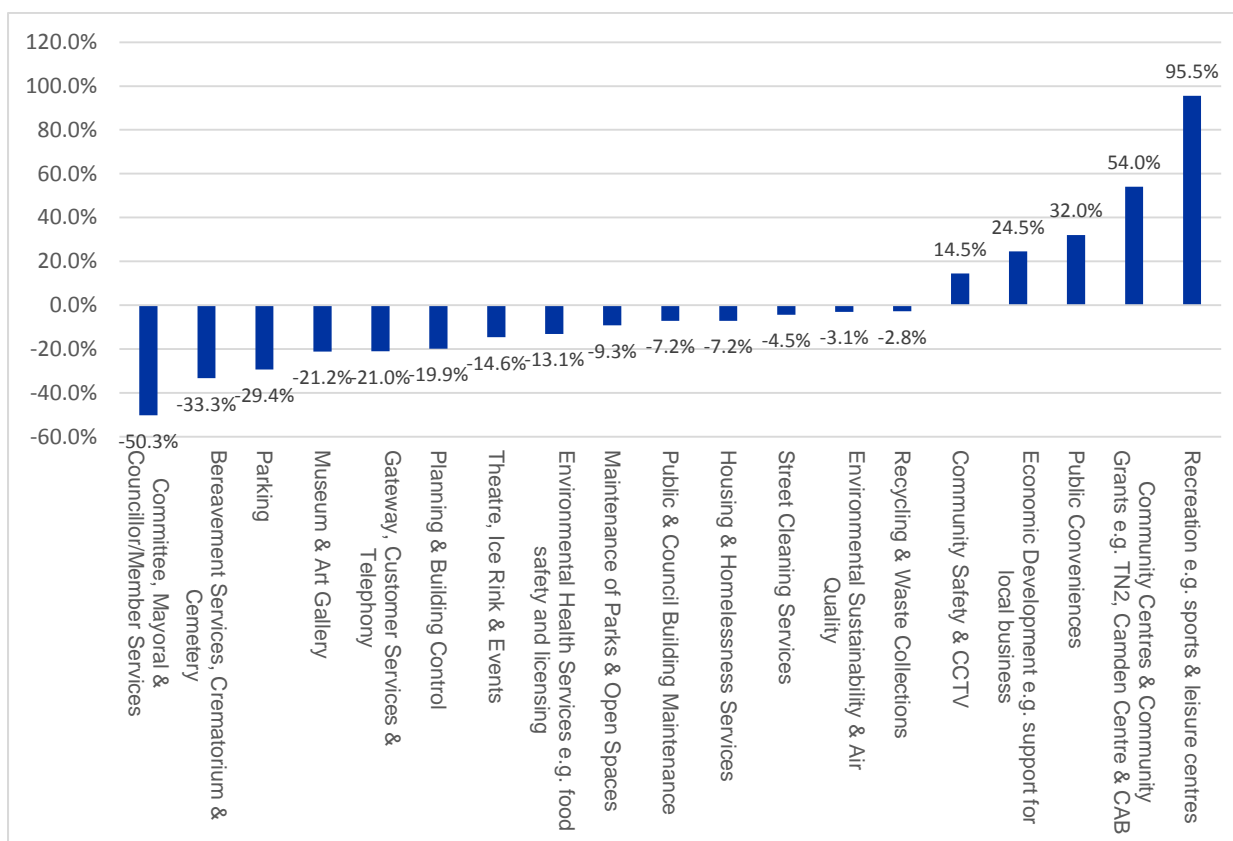
How would you allocate £100 across these services?

This graph indicates the services that residents would like the Council to prioritise.

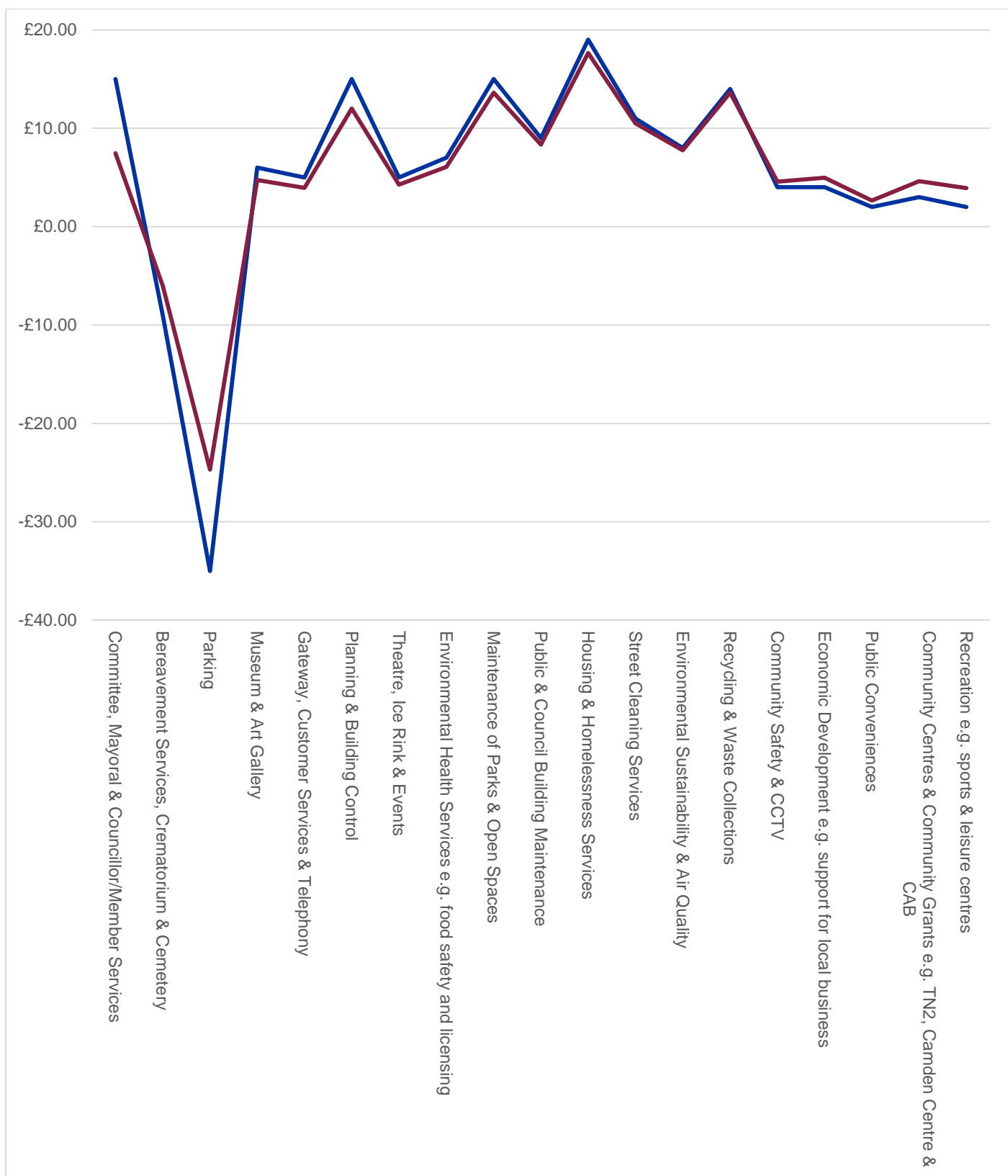


Difference between the proposed budget and the survey responses budget.

Service	Proposed budget £	Survey Responses budget £	% difference
Committee, Mayoral & Councillor/Member Services	15	7.46	-50.27%
Bereavement Services, Crematorium & Cemetery	-9	-6	-33.33%
Parking	-35	-24.7	-29.43%
Museum & Art Gallery	6	4.73	-21.17%
Gateway, Customer Services & Telephony	5	3.95	-21.00%
Planning & Building Control	15	12.01	-19.93%
Theatre, Ice Rink & Events	5	4.27	-14.60%
Environmental Health Services e.g. food safety and licensing	7	6.08	-13.14%
Maintenance of Parks & Open Spaces	15	13.61	-9.27%
Public & Council Building Maintenance	9	8.35	-7.22%
Housing & Homelessness Services	19	17.64	-7.16%
Street Cleaning Services	11	10.51	-4.45%
Environmental Sustainability & Air Quality	8	7.75	-3.13%
Recycling & Waste Collections	14	13.61	-2.79%
Community Safety & CCTV	4	4.58	14.50%
Economic Development e.g. support for local business	4	4.98	24.50%
Public Conveniences	2	2.64	32.00%
Community Centres & Community Grants e.g. TN2, Camden Centre & CAB	3	4.62	54.00%
Recreation e.g. sports & leisure centres	2	3.91	95.50%

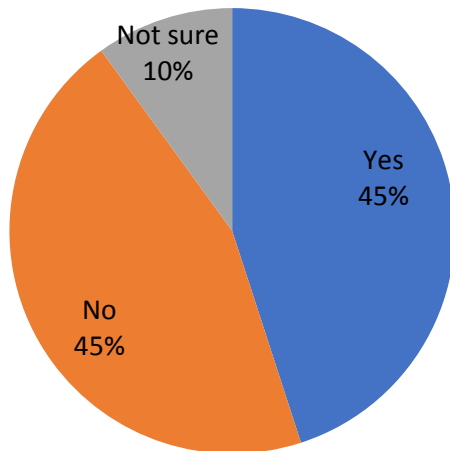


Difference between the proposed budget (blue) and the survey responses budget (red).

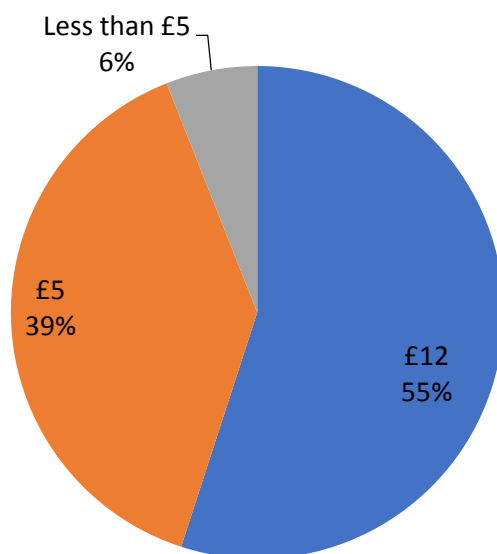


Q2) Council Tax Increase

Do you agree that the Council should increase Council Tax for 2020/21?



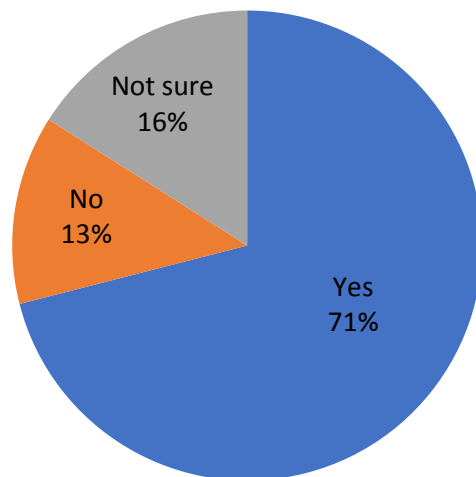
Those who replied Yes or Not sure (55%) were then asked...
How much more would you be willing to pay in Council Tax to protect services?



Therefore 55% of 55% = 30% of the population would be prepared to pay £12 to protect local services.

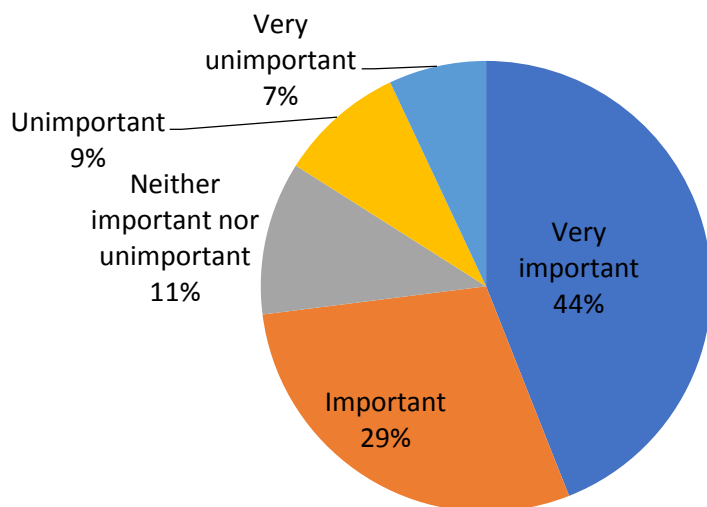
Q3) Fees set by Central Government

Would you support the principle of the Council being able to set charges locally for services, such as Planning and Licensing, rather than being subsidised by all local Council Tax payers?



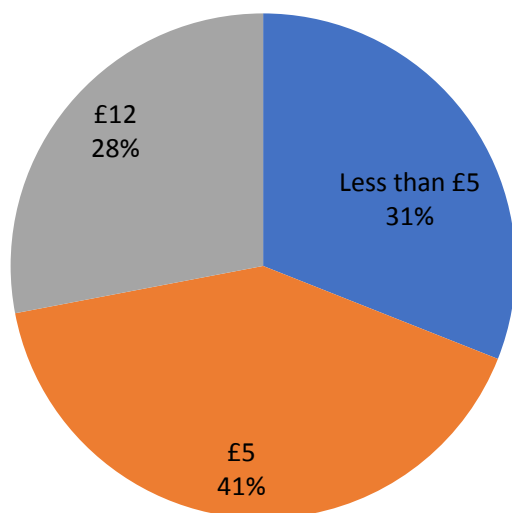
Q4) Climate Change

How important or unimportant is the issue of climate change to you personally?



Those who answered Very Important, Important or Neither option above (84%) were then asked....

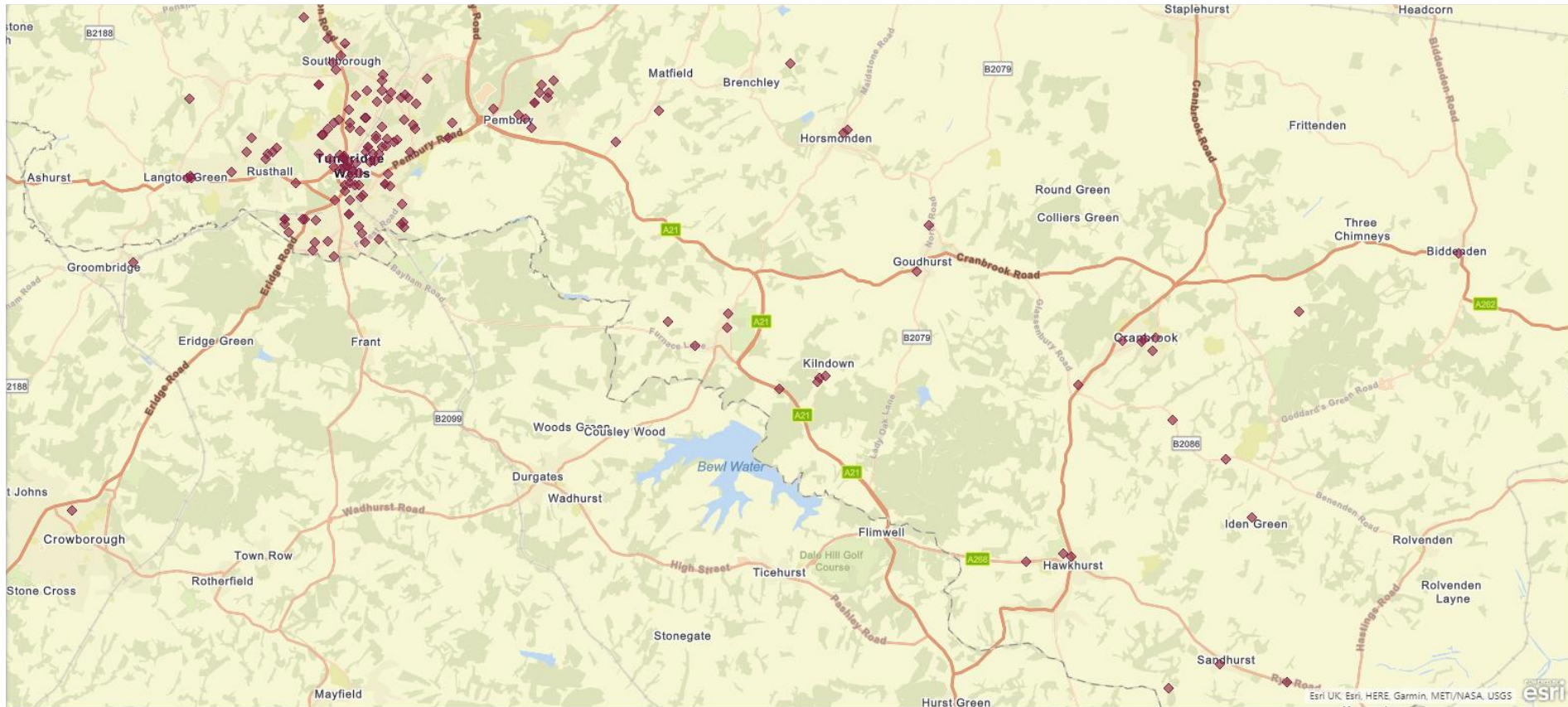
How much more Council Tax would you be willing to pay to provide funds to support climate change initiatives?



Therefore 41% of 84% = 34% of the population would be prepared to pay an extra £5 on Council Tax to contribute toward climate change.

Q5) Monitoring information

In total there were 199 responses, 3 of which were sent in by post or delivered via the Gateway. Most residents were from central Tunbridge Wells but some of the Parishes were also well represented.



Heat map of survey responses

