

















Licensing - Tunbridge Wells - Monthly Performance - 2019/20

| Code | | LPI_LIC 001(TW) | | | | |
|-------------------|--------|--|--------|---------------------------|----------------------------|--------|
| Short Name | | The percentage of renewal invitations sent out by deadline - Tunbridge Wells | | | | |
| | Value | Target | Status | No. sent within deadlines | No. of renewal invitations | Annual |
| April 2019 | 100% | 95% | | 1 | 1 | 95% |
| May 2019 | 100% | 95% | | 1 | 1 | 95% |
| June 2019 | 100% | 95% | | 1 | 1 | 95% |
| July 2019 | 100% | 95% | | 1 | 1 | 95% |
| August 2019 | 100% | 95% | | 5 | 5 | 95% |
| September 2019 | 100% | 95% | | 9 | 9 | 95% |
| October 2019 | 100% | 95% | | 37 | 37 | 95% |
| November 2019 | 100% | 95% | | 16 | 16 | 95% |
| December 2019 | 100% | 95% | | 75 | 75 | 95% |
| January 2020 | 100% | 95% | | 34 | 34 | 95% |
| February 2020 | 100% | 95% | | 7 | 7 | 95% |
| March 2020 | 96.92% | 95% | | 63 | 65 | 95% |







| Code | | LPI_LIC 002(TW) | | | | |
|-------------------|-------|---|--------|--------------------------------|--------------------------|--------|
| Short Name | | The percentage of valid personal licences processed within 2 weeks (Hub Team) - Tunbridge Wells | | | | |
| | Value | Target | Status | No. processed within two weeks | Total number of licences | Annual |
| April 2019 | 100% | 95% | | 7 | 7 | 95% |
| May 2019 | 100% | 95% | | 5 | 5 | 95% |
| June 2019 | 100% | 95% | | 6 | 6 | 95% |
| July 2019 | 100% | 95% | | 3 | 3 | 95% |
| August 2019 | 100% | 95% | | 2 | 2 | 95% |
| September 2019 | 100% | 95% | | 8 | 8 | 95% |
| October 2019 | 100% | 95% | | 5 | 5 | 95% |
| November | 80% | 95% | | 4 | 5 | 95% |







| | | | | | | |
|---------------|------|-----|---|----|----|-----|
| 2019 | | | | | | |
| December 2019 | 100% | 95% |  | 5 | 5 | 95% |
| January 2020 | 100% | 95% |  | 5 | 5 | 95% |
| February 2020 | 100% | 95% |  | 12 | 12 | 95% |
| March 2020 | 100% | 95% |  | 7 | 7 | 95% |

| | |
|-------------------|--|
| Code | LPI_LIC 003(TW) |
| Short Name | Percentage of unopposed applications for new and variation of premises licences processed within 2 calendar months (from date of validation to issue date) - Tunbridge Wells |













| | Value | Target | Status | No. processed within 2 months | Total applications received | Annual |
|----------------|-------|--------|---|-------------------------------|-----------------------------|--------|
| April 2019 | 100% | 95% |  | 1 | 1 | 95% |
| May 2019 | 100% | 95% |  | 5 | 5 | 95% |
| June 2019 | 100% | 95% |  | 5 | 5 | 95% |
| July 2019 | 100% | 95% |  | 1 | 1 | 95% |
| August 2019 | 100% | 95% |  | 2 | 2 | 95% |
| September 2019 | 100% | 95% |  | 5 | 5 | 95% |
| October 2019 | 100% | 95% |  | 4 | 4 | 95% |
| November 2019 | 100% | 95% |  | 1 | 1 | 95% |
| December 2019 | 100% | 95% |  | 1 | 1 | 95% |
| January 2020 | 100% | 95% |  | 4 | 4 | 95% |
| February 2020 | 100% | 95% |  | 3 | 3 | 95% |
| March 2020 | 100% | 95% |  | 1 | 1 | 95% |

| | |
|-------------------|---|
| Code | LPI_LIC 004(TW) |
| Short Name | The percentage of valid temporary event notices processed within one working day of receipt - Tunbridge Wells |






| | Value | Target | Status | No. processed in one working day | Total no. event notices received | Annual |
|-------------|--------|--------|---|----------------------------------|----------------------------------|--------|
| April 2019 | 84.09% | 95% |  | 37 | 44 | 95% |
| May 2019 | 100% | 95% |  | 8 | 8 | 95% |
| June 2019 | 100% | 95% |  | 22 | 22 | 95% |
| July 2019 | 100% | 95% |  | 18 | 18 | 95% |
| August 2019 | 100% | 95% |  | 8 | 8 | 95% |
| September | 97.37% | 95% |  | 37 | 38 | 95% |

| 2019 | | | | | | |
|---------------|--------|-----|---|----|----|-----|
| October 2019 | 97.96% | 95% |  | 48 | 49 | 95% |
| November 2019 | 94.34% | 95% |  | 50 | 53 | 95% |
| December 2019 | 100% | 95% |  | 14 | 14 | 95% |
| January 2020 | 100% | 95% |  | 24 | 24 | 95% |
| February 2020 | 100% | 95% |  | 27 | 27 | 95% |
| March 2020 | 100% | 95% |  | 20 | 20 | 95% |

| | |
|-------------------|---|
| Code | LPI_LIC 005(TW) |
| Short Name | The percentage of driver and operator licenses issued within 10 days of validation (Hub Team) - Tunbridge Wells |

| | Value | Target | Status | No issued within 10 days | Total no licenses issued | Annual |
|----------------|--------|--------|---|--------------------------|--------------------------|--------|
| April 2019 | 75% | 90% |  | 3 | 4 | 90% |
| May 2019 | 100% | 90% |  | 11 | 11 | 90% |
| June 2019 | 100% | 90% |  | 14 | 14 | 90% |
| July 2019 | 100% | 90% |  | 8 | 8 | 90% |
| August 2019 | 100% | 90% |  | 6 | 6 | 90% |
| September 2019 | 100% | 90% |  | 8 | 8 | 90% |
| October 2019 | 91.67% | 90% |  | 11 | 12 | 90% |
| November 2019 | 90.91% | 90% |  | 10 | 11 | 90% |
| December 2019 | 95.45% | 90% |  | 21 | 22 | 90% |
| January 2020 | 100% | 90% |  | 21 | 21 | 90% |
| February 2020 | 100% | 90% |  | 13 | 13 | 90% |
| March 2020 | 100% | 90% |  | 10 | 10 | 90% |

| | |
|-------------------|---------------------------------------|
| Code | MPI_LIC 003(TW) |
| Short Name | Premises compliance - Tunbridge Wells |

| | Value | Target | Status | Numerator | Denominator | Annual |
|-------------|-------|--------|---|-----------|-------------|--------|
| April 2019 | 18 | 15 |  | | | 180 |
| May 2019 | 1 | 15 |  | | | 180 |
| June 2019 | 23 | 15 |  | | | 180 |
| July 2019 | 13 | 15 |  | | | 180 |
| August 2019 | 21 | 15 |  | | | 180 |








| | | | | | | |
|----------------|----|----|--|--|--|-----|
| September 2019 | 4 | 15 | | | | 180 |
| October 2019 | 5 | 15 | | | | 180 |
| November 2019 | 22 | 15 | | | | 180 |
| December 2019 | 23 | 15 | | | | 180 |
| January 2020 | 11 | 15 | | | | 180 |
| February 2020 | 10 | 15 | | | | 180 |
| March 2020 | 0 | 15 | | | | 180 |

| | |
|-------------------|-----------------------------------|
| Code | MPI_LIC 004(TW) |
| Short Name | Taxi Compliance - Tunbridge Wells |













| | Value | Target | Status | Numerator | Denominator | Annual |
|----------------|-------|--------|--------|-----------|-------------|--------|
| April 2019 | 15 | 15 | | | | 180 |
| May 2019 | 35 | 15 | | | | 180 |
| June 2019 | 14 | 15 | | | | 180 |
| July 2019 | 54 | 15 | | | | 180 |
| August 2019 | 22 | 15 | | | | 180 |
| September 2019 | 24 | 15 | | | | 180 |
| October 2019 | 26 | 15 | | | | 180 |
| November 2019 | 33 | 15 | | | | 180 |
| December 2019 | 49 | 15 | | | | 180 |
| January 2020 | 30 | 15 | | | | 180 |
| February 2020 | 35 | 15 | | | | 180 |
| March 2020 | 14 | 15 | | | | 180 |

| | |
|-------------------|--|
| Code | MPI_LIC 005d(TW) |
| Short Name | Percentage of Dual driver licenses issued within 10 days of validation - Tunbridge Wells |




| | Value | Target | Status | No issued within 10 days | Total no licenses issued | Annual |
|-------------|--------|--------|--------|--------------------------|--------------------------|--------|
| April 2019 | 90.91% | 90% | | 10 | 11 | 90% |
| May 2019 | 100% | 90% | | 6 | 6 | 90% |
| June 2019 | 100% | 90% | | 8 | 8 | 90% |
| July 2019 | 90% | 90% | | 9 | 10 | 90% |
| August 2019 | 100% | 90% | | 6 | 6 | 90% |










| | | | | | | |
|----------------|-------|-----|---|---|----|-----|
| September 2019 | 100% | 90% |  | 6 | 6 | 90% |
| October 2019 | 100% | 90% |  | 5 | 5 | 90% |
| November 2019 | 80% | 90% |  | 4 | 5 | 90% |
| December 2019 | 100% | 90% |  | 4 | 4 | 90% |
| January 2020 | 100% | 90% |  | 8 | 8 | 90% |
| February 2020 | 87.5% | 90% |  | 7 | 8 | 90% |
| March 2020 | 90% | 90% |  | 9 | 10 | 90% |













| | |
|-------------------|---|
| Code | MPI_LIC 005c(TW) |
| Short Name | Percentage of Private Hire Operator licenses issued within 10 days of validations - Tunbridge Wells |


| | Value | Target | Status | No issued within 10 days | Total no licenses issued | Annual |
|----------------|--------|--------|---|--------------------------|--------------------------|--------|
| April 2019 | 100% | 90% |  | 1 | 1 | 90% |
| May 2019 | 100% | 90% |  | 2 | 2 | 90% |
| June 2019 | 100% | 90% |  | 1 | 1 | 90% |
| July 2019 | 100% | 90% |  | 2 | 2 | 90% |
| August 2019 | 100% | 90% |  | 1 | 1 | 90% |
| September 2019 | 100% | 90% |  | 3 | 3 | 90% |
| October 2019 | 66.67% | 90% |  | 2 | 3 | 90% |
| November 2019 | 0% | 90% |  | 0 | 2 | 90% |
| December 2019 | 100% | 90% |  | 3 | 3 | 90% |
| January 2020 | 100% | 90% |  | 2 | 2 | 90% |
| February 2020 | 100% | 90% |  | 3 | 3 | 90% |
| March 2020 | 100% | 90% |  | 1 | 1 | 90% |












| | |
|-------------------|---|
| Code | MPI_LIC 006(TW) |
| Short Name | Percentage of continuation fees invoices issued 1 month in advance of fee being due - Tunbridge Wells |

| | Value | Target | Status | No of invoices sent by due date | No of invoices due | Annual |
|------------|-------|--------|---|---------------------------------|--------------------|--------|
| April 2019 | 100% | 95% |  | 5 | 5 | 95% |
| May 2019 | 100% | 95% |  | 18 | 18 | 95% |
| June 2019 | 100% | 95% |  | 17 | 17 | 95% |

| | | | | | | |
|----------------|------|-----|---|----|----|-----|
| July 2019 | 100% | 95% |  | 63 | 63 | 95% |
| August 2019 | 100% | 95% |  | 94 | 94 | 95% |
| September 2019 | 100% | 95% |  | 65 | 65 | 95% |
| October 2019 | 100% | 95% |  | 50 | 50 | 95% |
| November 2019 | 100% | 95% |  | 6 | 6 | 95% |
| December 2019 | 100% | 95% |  | 13 | 13 | 95% |
| January 2020 | 100% | 95% |  | 27 | 27 | 95% |
| February 2020 | 100% | 95% |  | 69 | 69 | 95% |
| March 2020 | 100% | 95% |  | 25 | 25 | 95% |

| | | | | | | |
|-------------------|--|--------|---|---------------------------------|---------------------------------|--------|
| Code | MPI_LIC 007(TW) | | | | | |
| Short Name | Where continuation fees not received and action taken within a month of overdue date - Tunbridge Wells | | | | | |
| | Value | Target | Status | action within month of due date | no of renewal fees not received | Annual |
| April 2019 | 100% | 95% |  | 2 | 2 | 95% |
| May 2019 | 100% | 95% |  | 4 | 4 | 95% |
| June 2019 | 100% | 95% |  | 4 | 4 | 95% |
| July 2019 | 100% | 95% |  | 4 | 4 | 95% |
| August 2019 | 100% | 95% |  | 2 | 2 | 95% |
| September 2019 | 100% | 95% |  | 6 | 6 | 95% |
| October 2019 | 100% | 95% |  | 10 | 10 | 95% |
| November 2019 | 100% | 95% |  | 1 | 1 | 95% |
| December 2019 | 100% | 95% |  | 2 | 2 | 95% |
| January 2020 | 100% | 95% |  | 5 | 5 | 95% |
| February 2020 | 100% | 95% |  | 17 | 17 | 95% |
| March 2020 | 100% | 95% |  | 1 | 1 | 95% |

| | | | | | | |
|-------------------|--|--------|---|-----------------|-------------------------|--------|
| Code | MPI_LIC 008(TW) | | | | | |
| Short Name | Action after suspension - Licensing officers resolve by 31 March - Tunbridge Wells | | | | | |
| | Value | Target | Status | Number resolved | Number needed resolving | Annual |
| April 2019 | 100% | 95% |  | 1 | 1 | 95% |













| | | | | | | |
|----------------|------|-----|---|----|----|-----|
| May 2019 | 100% | 95% |  | 1 | 1 | 95% |
| June 2019 | 100% | 95% |  | 1 | 1 | 95% |
| July 2019 | 100% | 95% |  | 3 | 3 | 95% |
| August 2019 | 100% | 95% |  | 4 | 4 | 95% |
| September 2019 | 100% | 95% |  | 3 | 3 | 95% |
| October 2019 | 100% | 95% |  | 15 | 15 | 95% |
| November 2019 | 100% | 95% |  | 1 | 1 | 95% |
| December 2019 | 100% | 95% |  | 1 | 1 | 95% |
| January 2020 | 100% | 95% |  | 6 | 6 | 95% |
| February 2020 | 100% | 95% |  | 1 | 1 | 95% |
| March 2020 | 100% | 95% |  | 1 | 1 | 95% |









Licensing - Sevenoaks - Monthly Performance - 2019/20





| Code | | LPI_LIC 001(s) | | | | |
|----------------|--------|--|--------|---------------------------|----------------------------|--------|
| Short Name | | The percentage of renewal invitations sent out by deadline | | | | |
| | Value | Target | Status | No. sent within deadlines | No. of renewal invitations | Annual |
| April 2019 | 100% | 95% | | 1 | 1 | 95% |
| May 2019 | 100% | 95% | | 2 | 2 | 95% |
| June 2019 | 100% | 95% | | 2 | 2 | 95% |
| July 2019 | 100% | 95% | | 1 | 1 | 95% |
| August 2019 | 100% | 95% | | 2 | 2 | 95% |
| September 2019 | 100% | 95% | | 2 | 2 | 95% |
| October 2019 | 100% | 95% | | 42 | 42 | 95% |
| November 2019 | 100% | 95% | | 25 | 25 | 95% |
| December 2019 | 100% | 95% | | 89 | 89 | 95% |
| January 2020 | 100% | 95% | | 47 | 47 | 95% |
| February 2020 | 100% | 95% | | 41 | 41 | 95% |
| March 2020 | 96.52% | 95% | | 111 | 115 | 95% |

| Code | | LPI_LIC 002(s) | | | | |
|----------------|--------|---|--------|--------------------------------|--------------------------|--------|
| Short Name | | The percentage of valid personal licences processed within 2 weeks (Hub Team) | | | | |
| | Value | Target | Status | No. processed within two weeks | Total number of licences | Annual |
| April 2019 | 85.71% | 95% | | 6 | 7 | 95% |
| May 2019 | 100% | 95% | | 5 | 5 | 95% |
| June 2019 | 100% | 95% | | 4 | 4 | 95% |
| July 2019 | 100% | 95% | | 7 | 7 | 95% |
| August 2019 | 100% | 95% | | 2 | 2 | 95% |
| September 2019 | 100% | 95% | | 10 | 10 | 95% |
| October 2019 | 100% | 95% | | 10 | 10 | 95% |
| November 2019 | 100% | 95% | | 3 | 3 | 95% |
| December 2019 | 100% | 95% | | 6 | 6 | 95% |













| | | | | | | |
|---------------|------|-----|---|---|---|-----|
| January 2020 | 100% | 95% |  | 4 | 4 | 95% |
| February 2020 | 100% | 95% |  | 1 | 1 | 95% |
| March 2020 | 100% | 95% |  | 3 | 3 | 95% |

| Code | LPI_LIC 003(s) | | | | | |
|-------------------|--|--------|---|-------------------------------|-----------------------------|--------|
| Short Name | Percentage of unopposed applications for new and variation of premises licences processed within 2 calendar months (from date of validation to issue date) | | | | | |
| | Value | Target | Status | No. processed within 2 months | Total applications received | Annual |
| April 2019 | 100% | 95% |  | 2 | 2 | 95% |
| May 2019 | 100% | 95% |  | 1 | 1 | 95% |
| June 2019 | 100% | 95% |  | 5 | 5 | 95% |
| July 2019 | 100% | 95% |  | 4 | 4 | 95% |
| August 2019 | 100% | 95% |  | 1 | 1 | 95% |
| September 2019 | 100% | 95% |  | 5 | 5 | 95% |
| October 2019 | 100% | 95% |  | 1 | 1 | 95% |
| November 2019 | 100% | 95% |  | 2 | 2 | 95% |
| December 2019 | 100% | 95% |  | 2 | 2 | 95% |
| January 2020 | 100% | 95% |  | 2 | 2 | 95% |
| February 2020 | 100% | 95% |  | 1 | 1 | 95% |
| March 2020 | 100% | 95% |  | 3 | 3 | 95% |










| Code | LPI_LIC 004(s) | | | | | |
|-------------------|---|--------|---|----------------------------------|----------------------------------|--------|
| Short Name | The percentage of valid temporary event notices processed within one working day of receipt | | | | | |
| | Value | Target | Status | No. processed in one working day | Total no. event notices received | Annual |
| April 2019 | 97.14% | 95% |  | 34 | 35 | 95% |
| May 2019 | 100% | 95% |  | 14 | 14 | 95% |
| June 2019 | 100% | 95% |  | 11 | 11 | 95% |
| July 2019 | 100% | 95% |  | 17 | 17 | 95% |
| August 2019 | 87.5% | 95% |  | 7 | 8 | 95% |
| September 2019 | 100% | 95% |  | 48 | 48 | 95% |
| October 2019 | 98.18% | 95% |  | 54 | 55 | 95% |
| November 2019 | 100% | 95% |  | 55 | 55 | 95% |




| | | | | | | |
|---------------|------|-----|---|----|----|-----|
| December 2019 | 100% | 95% |  | 11 | 11 | 95% |
| January 2020 | 100% | 95% |  | 31 | 31 | 95% |
| February 2020 | 100% | 95% |  | 28 | 28 | 95% |
| March 2020 | 95% | 95% |  | 19 | 20 | 95% |

| | |
|-------------------|---|
| Code | LPI_LIC 005(s) |
| Short Name | The percentage of driver and operator licenses issued within 10 days of validation (Hub Team) |










| | Value | Target | Status | No issued within 10 days | Total no licenses issued | Annual |
|----------------|--------|--------|---|--------------------------|--------------------------|--------|
| April 2019 | 75% | 90% |  | 3 | 4 | 90% |
| May 2019 | 100% | 90% |  | 11 | 11 | 90% |
| June 2019 | 100% | 90% |  | 14 | 14 | 90% |
| July 2019 | 100% | 90% |  | 8 | 8 | 90% |
| August 2019 | 100% | 90% |  | 6 | 6 | 90% |
| September 2019 | 100% | 90% |  | 8 | 8 | 90% |
| October 2019 | 91.67% | 90% |  | 11 | 12 | 90% |
| November 2019 | 90.91% | 90% |  | 10 | 11 | 90% |
| December 2019 | 95.45% | 90% |  | 21 | 22 | 90% |
| January 2020 | 100% | 90% |  | 21 | 21 | 90% |
| February 2020 | 100% | 90% |  | 13 | 13 | 90% |
| March 2020 | 100% | 90% |  | 10 | 10 | 90% |

| | |
|-------------------|---------------------|
| Code | MPI_LIC 003(s) |
| Short Name | Premises compliance |













| | Value | Target | Status | Numerator | Denominator | Annual |
|----------------|-------|--------|---|-----------|-------------|--------|
| April 2019 | 13 | 15 |  | | | 180 |
| May 2019 | 9 | 15 |  | | | 180 |
| June 2019 | 9 | 15 |  | | | 180 |
| July 2019 | 16 | 15 |  | | | 180 |
| August 2019 | 26 | 15 |  | | | 180 |
| September 2019 | 11 | 15 |  | | | 180 |
| October 2019 | 11 | 15 |  | | | 180 |
| November 2019 | 8 | 15 |  | | | 180 |
| December | 16 | 15 |  | | | 180 |










| | | | | | | |
|---------------|----|----|---|--|--|-----|
| 2019 | | | | | | |
| January 2020 | 23 | 15 |  | | | 180 |
| February 2020 | 20 | 15 |  | | | 180 |
| March 2020 | 18 | 15 |  | | | 180 |

| | | | | | | |
|-------------------|-----------------|--------|---|-----------|-------------|--------|
| Code | MPI_LIC 004(s) | | | | | |
| Short Name | Taxi Compliance | | | | | |
| | Value | Target | Status | Numerator | Denominator | Annual |
| April 2019 | 15 | 15 |  | | | 180 |
| May 2019 | 4 | 15 |  | | | 180 |
| June 2019 | 3 | 15 |  | | | 180 |
| July 2019 | 6 | 15 |  | | | 180 |
| August 2019 | 24 | 15 |  | | | 180 |
| September 2019 | 9 | 15 |  | | | 180 |
| October 2019 | 9 | 15 |  | | | 180 |
| November 2019 | 8 | 15 |  | | | 180 |
| December 2019 | 12 | 15 |  | | | 180 |
| January 2020 | 6 | 15 |  | | | 180 |
| February 2020 | 0 | 15 |  | | | 180 |
| March 2020 | 0 | 15 |  | | | 180 |

| | | | | | | |
|-------------------|--|--------|---|--------------------------|--------------------------|--------|
| Code | MPI_LIC 005a(s) | | | | | |
| Short Name | Percentage of Hackney Carriage driver licenses issued within 10 days of validation | | | | | |
| | Value | Target | Status | No issued within 10 days | Total no licenses issued | Annual |
| April 2019 | 100% | 90% |  | 2 | 2 | 90% |
| May 2019 | 100% | 90% |  | 7 | 7 | 90% |
| June 2019 | 100% | 90% |  | 11 | 11 | 90% |
| July 2019 | 100% | 90% |  | 4 | 4 | 90% |
| August 2019 | 100% | 90% |  | 3 | 3 | 90% |
| September 2019 | 100% | 90% |  | 6 | 6 | 90% |
| October 2019 | 100% | 90% |  | 4 | 4 | 90% |
| November 2019 | 83.33% | 90% |  | 5 | 6 | 90% |
| December 2019 | 100% | 90% |  | 10 | 10 | 90% |

| | | | | | | |
|---------------|------|-----|---|----|----|-----|
| January 2020 | 100% | 90% |  | 15 | 15 | 90% |
| February 2020 | 100% | 90% |  | 7 | 7 | 90% |
| March 2020 | 100% | 90% |  | 5 | 5 | 90% |

| Code | MPI_LIC 005b(s) | | | | | |
|-------------------|---|--------|---|--------------------------|--------------------------|--------|
| Short Name | Percentage of Private Hire driver licenses issued within 10 days of validations | | | | | |
| | Value | Target | Status | No issued within 10 days | Total no licenses issued | Annual |
| April 2019 | 100% | 90% |  | 1 | 1 | 90% |
| May 2019 | 100% | 90% |  | 3 | 3 | 90% |
| June 2019 | 100% | 90% |  | 2 | 2 | 90% |
| July 2019 | 100% | 90% |  | 3 | 3 | 90% |
| August 2019 | 100% | 90% |  | 2 | 2 | 90% |
| September 2019 | 100% | 90% |  | 1 | 1 | 90% |
| October 2019 | 85.71% | 90% |  | 6 | 7 | 90% |
| November 2019 | 100% | 90% |  | 4 | 4 | 90% |
| December 2019 | 90% | 90% |  | 9 | 10 | 90% |
| January 2020 | 100% | 90% |  | 4 | 4 | 90% |
| February 2020 | 100% | 90% |  | 5 | 5 | 90% |
| March 2020 | 100% | 90% |  | 4 | 4 | 90% |

| Code | MPI_LIC 005c(s) | | | | | |
|-------------------|---|--------|---|--------------------------|--------------------------|--------|
| Short Name | Percentage of Private Hire Operator licenses issued within 10 days of validations | | | | | |
| | Value | Target | Status | No issued within 10 days | Total no licenses issued | Annual |
| April 2019 | 0% | 90% |  | 0 | 1 | 90% |
| May 2019 | 100% | 90% |  | 1 | 1 | 90% |
| June 2019 | 100% | 90% |  | 1 | 1 | 90% |
| July 2019 | 100% | 90% |  | 1 | 1 | 90% |
| August 2019 | 100% | 90% |  | 1 | 1 | 90% |
| September 2019 | 100% | 90% |  | 1 | 1 | 90% |
| October 2019 | 100% | 90% |  | 1 | 1 | 90% |
| November 2019 | 100% | 90% |  | 1 | 1 | 90% |
| December 2019 | 100% | 90% |  | 2 | 2 | 90% |

| | | | | | | |
|---------------|------|-----|--|---|---|-----|
| January 2020 | 100% | 90% | | 2 | 2 | 90% |
| February 2020 | 100% | 90% | | 1 | 1 | 90% |
| March 2020 | 100% | 90% | | 1 | 1 | 90% |

| Code | MPI_LIC 006(s) | | | | | |
|-------------------|---|--------|--------|---------------------------------|--------------------|--------|
| Short Name | Percentage of continuation fees invoices issued 1 month in advance of fee being due | | | | | |
| | Value | Target | Status | No of invoices sent by due date | No of invoices due | Annual |
| April 2019 | 100% | 95% | | 30 | 30 | 95% |
| May 2019 | 100% | 95% | | 15 | 15 | 95% |
| June 2019 | 100% | 95% | | 8 | 8 | 95% |
| July 2019 | 100% | 95% | | 92 | 92 | 95% |
| August 2019 | 100% | 95% | | 125 | 125 | 95% |
| September 2019 | 100% | 95% | | 58 | 58 | 95% |
| October 2019 | 100% | 95% | | 27 | 27 | 95% |
| November 2019 | 100% | 95% | | 6 | 6 | 95% |
| December 2019 | 100% | 95% | | 12 | 12 | 95% |
| January 2020 | 100% | 95% | | 4 | 4 | 95% |
| February 2020 | 100% | 95% | | 35 | 35 | 95% |
| March 2020 | 100% | 95% | | 15 | 15 | 95% |












| Code | MPI_LIC 007(s) | | | | | |
|-------------------|--|--------|--------|---------------------------------|---------------------------------|--------|
| Short Name | Where continuation fees not received and action taken within a month of overdue date | | | | | |
| | Value | Target | Status | action within month of due date | no of renewal fees not received | Annual |
| April 2019 | 100% | 95% | | 1 | 1 | 95% |
| May 2019 | 100% | 95% | | 4 | 4 | 95% |
| June 2019 | 100% | 95% | | 2 | 2 | 95% |
| July 2019 | 100% | 95% | | 5 | 5 | 95% |
| August 2019 | 100% | 95% | | 3 | 3 | 95% |
| September 2019 | 100% | 95% | | 2 | 2 | 95% |
| October 2019 | 100% | 95% | | 3 | 3 | 95% |
| November 2019 | 100% | 95% | | 2 | 2 | 95% |












| | | | | | | |
|---------------|------|-----|--|----|----|-----|
| December 2019 | 100% | 95% | | 1 | 1 | 95% |
| January 2020 | 100% | 95% | | 70 | 70 | 95% |
| February 2020 | 100% | 95% | | 88 | 88 | 95% |
| March 2020 | 100% | 95% | | 5 | 5 | 95% |

| | |
|-------------------|--|
| Code | MPI_LIC 008(s) |
| Short Name | Action after suspension - Licensing officers resolve by 31 March |

| | Value | Target | Status | Number resolved | Number needed resolving | Annual |
|----------------|-------|--------|--------|-----------------|-------------------------|--------|
| April 2019 | 100% | 95% | | 1 | 1 | 95% |
| May 2019 | 100% | 95% | | 1 | 1 | 95% |
| June 2019 | 100% | 95% | | 1 | 1 | 95% |
| July 2019 | 100% | 95% | | 1 | 1 | 95% |
| August 2019 | 100% | 95% | | 1 | 1 | 95% |
| September 2019 | 100% | 95% | | 3 | 3 | 95% |
| October 2019 | 100% | 95% | | 2 | 2 | 95% |
| November 2019 | 100% | 95% | | 1 | 1 | 95% |
| December 2019 | 100% | 95% | | 1 | 1 | 95% |
| January 2020 | 100% | 95% | | 1 | 1 | 95% |
| February 2020 | 100% | 95% | | 14 | 14 | 95% |
| March 2020 | 100% | 95% | | 1 | 1 | 95% |

Licensing - Maidstone - Monthly Performance - 2019/20

| Code | LIC 006 | | | | |
|----------------|--|--------|---|-----------------------|---------------------|
| Short Name | Length of time from validation to issue of HC and dual driver licences (Percentage within 10 days) | | | | |
| | Value | Target | Status | Issued within 10 days | Total number issued |
| April 2019 | 100% | 90% |  | 2 | 2 |
| May 2019 | 100% | 90% |  | 1 | 1 |
| June 2019 | 100% | 90% |  | 1 | 1 |
| July 2019 | 100% | 90% |  | 1 | 1 |
| August 2019 | | 90% | | | |
| September 2019 | 100% | 90% |  | 3 | 3 |
| October 2019 | 100% | 90% |  | 1 | 1 |
| November 2019 | 100% | 90% |  | 1 | 1 |
| December 2019 | 100% | 90% |  | 3 | 3 |
| January 2020 | 100% | 90% |  | 1 | 1 |
| February 2020 | 100% | 90% |  | 2 | 2 |
| March 2020 | 100% | 90% |  | 4 | 4 |

| Code | LIC 007 | | | | |
|----------------|---|--------|---|-----------------------|---------------------|
| Short Name | Length of time from validation to issue of PH driver licence (Percentage issued within 10 days) | | | | |
| | Value | Target | Status | Issued within 10 days | Total number issued |
| April 2019 | 50% | 90% |  | 2 | 4 |
| May 2019 | 100% | 90% |  | 7 | 7 |
| June 2019 | 100% | 90% |  | 3 | 3 |
| July 2019 | 100% | 90% |  | 6 | 6 |
| August 2019 | | 90% | | | |
| September 2019 | 100% | 90% |  | 5 | 5 |
| October 2019 | 100% | 90% |  | 5 | 5 |
| November 2019 | 100% | 90% |  | 1 | 1 |
| December 2019 | 0% | 90% |  | 0 | 1 |
| January 2020 | 100% | 90% |  | 5 | 5 |
| February 2020 | 100% | 90% |  | 1 | 1 |
| March 2020 | 100% | 90% |  | 5 | 5 |

| Code | LIC 008 | | | | |
|----------------|--|--------|--------|-------------------|---------------------|
| Short Name | Percentage of PHO licences issued within 10 days | | | | |
| | Value | Target | Status | Issued in 10 days | Total number issued |
| April 2019 | 50% | 90% | | 1 | 2 |
| May 2019 | 100% | 90% | | 2 | 2 |
| June 2019 | 100% | 90% | | 1 | 1 |
| July 2019 | 100% | 90% | | 5 | 5 |
| August 2019 | | 90% | | | |
| September 2019 | 100% | 90% | | 1 | 1 |
| October 2019 | 100% | 90% | | 1 | 1 |
| November 2019 | 100% | 90% | | 4 | 4 |
| December 2019 | 50% | 90% | | 1 | 2 |
| January 2020 | 100% | 90% | | 1 | 1 |
| February 2020 | 100% | 90% | | 1 | 1 |
| March 2020 | 100% | 90% | | 1 | 1 |

| Code | LIC 010 | | | | |
|----------------|---------------------|--------|--------|-----------|-------------|
| Short Name | Premises compliance | | | | |
| | Value | Target | Status | Numerator | Denominator |
| April 2019 | 18 | 15 | | | |
| May 2019 | 15 | 15 | | | |
| June 2019 | 15 | 15 | | | |
| July 2019 | 19 | 15 | | | |
| August 2019 | 15 | 15 | | | |
| September 2019 | 15 | 15 | | | |
| October 2019 | 19 | 15 | | | |
| November 2019 | 16 | 15 | | | |
| December 2019 | 14 | 15 | | | |
| January 2020 | 15 | 15 | | | |
| February 2020 | 15 | 15 | | | |
| March 2020 | 8 | 15 | | | |

| Code | LIC 017 | | | | |
|------------|--|--|--|--|--|
| Short Name | The percentage of renewal invitations sent out by deadline | | | | |

| | Value | Target | Status | No. sent within deadlines | No. of renewal invitations |
|----------------|---------|--------|--------|---------------------------|----------------------------|
| April 2019 | 100.00% | 95.00% | | 2 | 2 |
| May 2019 | 100.00% | 95.00% | | 1 | 1 |
| June 2019 | 100.00% | 95.00% | | 1 | 1 |
| July 2019 | 100.00% | 95.00% | | 3 | 3 |
| August 2019 | 100.00% | 95.00% | | 7 | 7 |
| September 2019 | 100.00% | 95.00% | | 12 | 12 |
| October 2019 | 100.00% | 95.00% | | 44 | 44 |
| November 2019 | 100.00% | 95.00% | | 7 | 7 |
| December 2019 | 100.00% | 95.00% | | 52 | 52 |
| January 2020 | 100.00% | 95.00% | | 32 | 32 |
| February 2020 | 100.00% | 95.00% | | 57 | 57 |
| March 2020 | 100.00% | 95.00% | | 24 | 24 |

Code LIC 018

Short Name The percentage of valid temporary event notices processed within one working day of receipt

| | Value | Target | Status | No. processed in one working day | Total no. event notices received |
|----------------|---------|--------|--------|----------------------------------|----------------------------------|
| April 2019 | 97.37% | 95.00% | | 37 | 38 |
| May 2019 | 95.00% | 95.00% | | 19 | 20 |
| June 2019 | 100.00% | 95.00% | | 17 | 17 |
| July 2019 | 100.00% | 95.00% | | 18 | 18 |
| August 2019 | 100.00% | 95.00% | | 15 | 15 |
| September 2019 | 84.78% | 95.00% | | 39 | 46 |
| October 2019 | 100.00% | 95.00% | | 50 | 50 |
| November 2019 | 94.83% | 95.00% | | 55 | 58 |
| December 2019 | 94.12% | 95.00% | | 16 | 17 |
| January 2020 | 100.00% | 95.00% | | 20 | 20 |
| February 2020 | 100.00% | 95.00% | | 21 | 21 |
| March 2020 | 100.00% | 95.00% | | 13 | 13 |

Code LIC 019












Short Name Taxi Compliance













| | Value | Target | Status | Numerator | Denominator |
|--|-------|--------|--------|-----------|-------------|
|--|-------|--------|--------|-----------|-------------|



| | | | | | |
|----------------|----|----|--|--|--|
| April 2019 | 17 | 15 | | | |
| May 2019 | 23 | 15 | | | |
| June 2019 | 19 | 15 | | | |
| July 2019 | 17 | 15 | | | |
| August 2019 | 20 | 15 | | | |
| September 2019 | 24 | 15 | | | |
| October 2019 | 35 | 15 | | | |
| November 2019 | 19 | 15 | | | |
| December 2019 | 28 | 15 | | | |
| January 2020 | 31 | 15 | | | |
| February 2020 | 15 | 15 | | | |
| March 2020 | 11 | 15 | | | |











| Code | LIC 020 | | | | |
|-------------------|--|--------|--------|---------------------------------|---------------------------------|
| Short Name | Where continuation fees not received and action taken within a month of overdue date | | | | |
| | Value | Target | Status | action within month of due date | no of renewal fees not received |
| April 2019 | 100% | 95% | | 4 | 4 |
| May 2019 | 100% | 95% | | 4 | 4 |
| June 2019 | 100% | 95% | | 4 | 4 |
| July 2019 | 100% | 95% | | 3 | 3 |
| August 2019 | 100% | 95% | | 8 | 8 |
| September 2019 | 100% | 95% | | 13 | 13 |
| October 2019 | 100% | 95% | | 5 | 5 |
| November 2019 | 100% | 95% | | 2 | 2 |
| December 2019 | 100% | 95% | | 1 | 1 |
| January 2020 | | 95% | | 2 | 2 |
| February 2020 | 100% | 95% | | 47 | 47 |
| March 2020 | 100% | 95% | | 18 | 18 |













| Code | LIC 021 | | | | |
|-------------------|---|--------|--------|---------------------------------|--------------------|
| Short Name | Percentage of continuation fees invoices issued 1 month in advance of fee being due | | | | |
| | Value | Target | Status | No of invoices sent by due date | No of invoices due |
| April 2019 | 100% | 95% | | 14 | 14 |




| | | | | | |
|----------------|------|-----|---|-----|-----|
| May 2019 | 100% | 95% |  | 32 | 32 |
| June 2019 | 100% | 95% |  | 32 | 32 |
| July 2019 | 100% | 95% |  | 56 | 56 |
| August 2019 | 100% | 95% |  | 114 | 114 |
| September 2019 | 100% | 95% |  | 95 | 95 |
| October 2019 | 100% | 95% |  | 75 | 75 |
| November 2019 | 100% | 95% |  | 5 | 5 |
| December 2019 | 100% | 95% |  | 2 | 2 |
| January 2020 | 100% | 95% |  | 23 | 23 |
| February 2020 | 100% | 95% |  | 66 | 66 |
| March 2020 | 100% | 95% |  | 27 | 27 |










| | | | | | |
|-------------------|---|--------|---|--------------------------|--------------------------|
| Code | LIC 022 | | | | |
| Short Name | The percentage of driver and operator licenses issued within 10 days of validation (Hub Team) | | | | |
| | Value | Target | Status | No issued within 10 days | Total no licenses issued |
| April 2019 | 80.00% | 90.00% |  | 4 | 5 |
| May 2019 | 100.00% | 90.00% |  | 4 | 4 |
| June 2019 | 100.00% | 90.00% |  | 3 | 3 |
| July 2019 | 100.00% | 90.00% |  | 7 | 7 |
| August 2019 | 100.00% | 90.00% |  | 4 | 4 |
| September 2019 | 100.00% | 90.00% |  | 5 | 5 |
| October 2019 | 100.00% | 90.00% |  | 3 | 3 |
| November 2019 | 100.00% | 90.00% |  | 6 | 6 |
| December 2019 | 87.50% | 90.00% |  | 7 | 8 |
| January 2020 | 100.00% | 90.00% |  | 3 | 3 |
| February 2020 | 100.00% | 90.00% |  | 4 | 4 |
| March 2020 | 100.00% | 90.00% |  | 5 | 5 |












| | | | | | |
|-------------------|---|--------|---|--------------------------|--------------------------|
| Code | LIC 023 | | | | |
| Short Name | Percentage of Private Hire Operator licenses issued within 10 days of validations | | | | |
| | Value | Target | Status | No issued within 10 days | Total no licenses issued |
| April 2019 | 50.00% | 90.00% |  | 1 | 2 |
| May 2019 | 100.00% | 90.00% |  | 2 | 2 |





| | | | | | |
|----------------|---------|--------|---|---|---|
| June 2019 | 100.00% | 90.00% |  | 1 | 1 |
| July 2019 | 100.00% | 90.00% |  | 5 | 5 |
| August 2019 | 100.00% | 90.00% |  | 2 | 2 |
| September 2019 | 100.00% | 90.00% |  | 1 | 1 |
| October 2019 | 100.00% | 90.00% |  | 1 | 1 |
| November 2019 | 100.00% | 90.00% |  | 4 | 4 |
| December 2019 | 50.00% | 90.00% |  | 1 | 2 |
| January 2020 | 100.00% | 90.00% |  | 1 | 1 |
| February 2020 | 100.00% | 90.00% |  | 1 | 1 |
| March 2020 | 100.00% | 90.00% |  | 1 | 1 |









| | | | | | |
|-------------------|--|--------|---|--------------------------|--------------------------|
| Code | LIC 024 | | | | |
| Short Name | Percentage of Hackney Carriage driver licenses issued within 10 days of validation | | | | |
| | Value | Target | Status | No issued within 10 days | Total no licenses issued |
| April 2019 | 100.00% | 90.00% |  | 1 | 1 |
| May 2019 | 100.00% | 90.00% |  | 1 | 1 |
| June 2019 | 100.00% | 90.00% |  | 1 | 1 |
| July 2019 | 100.00% | 90.00% |  | 1 | 1 |
| August 2019 | 100.00% | 90.00% |  | 1 | 1 |
| September 2019 | 100.00% | 90.00% |  | 1 | 1 |
| October 2019 | 100.00% | 90.00% |  | 1 | 1 |
| November 2019 | 100.00% | 90.00% |  | 1 | 1 |
| December 2019 | 100.00% | 90.00% |  | 3 | 3 |
| January 2020 | 100.00% | 90.00% |  | 1 | 1 |
| February 2020 | 100.00% | 90.00% |  | 1 | 1 |
| March 2020 | 100.00% | 90.00% |  | 1 | 1 |










| | | | | | |
|-------------------|--|--------|---|--------------------------|--------------------------|
| Code | LIC 025 | | | | |
| Short Name | Percentage of dual driver licenses issued within 10 days of validation | | | | |
| | Value | Target | Status | No issued within 10 days | Total no licenses issued |
| April 2019 | 100.00% | 90.00% |  | 2 | 2 |
| May 2019 | 100.00% | 90.00% |  | 1 | 1 |
| June 2019 | 100.00% | 90.00% |  | 1 | 1 |

| | | | | | |
|----------------|---------|--------|---|---|---|
| July 2019 | 100.00% | 90.00% |  | 1 | 1 |
| August 2019 | 100.00% | 90.00% |  | 1 | 1 |
| September 2019 | 100.00% | 90.00% |  | 3 | 3 |
| October 2019 | 100.00% | 90.00% |  | 1 | 1 |
| November 2019 | 100.00% | 90.00% |  | 1 | 1 |
| December 2019 | 100.00% | 90.00% |  | 3 | 3 |
| January 2020 | 100.00% | 90.00% |  | 1 | 1 |
| February 2020 | 100.00% | 90.00% |  | 2 | 2 |
| March 2020 | 100.00% | 90.00% |  | 3 | 3 |

| | | | | | |
|-------------------|--|--------|---|-------------------------------|-----------------------------|
| Code | LIC 026 | | | | |
| Short Name | Percentage of unopposed applications for new and variation of premises licences processed within 2 calendar months (from date of validation to issue date) | | | | |
| | Value | Target | Status | No. processed within 2 months | Total applications received |
| April 2019 | 100% | 95% |  | 4 | 4 |
| May 2019 | 100% | 95% |  | 7 | 7 |
| June 2019 | 100% | 95% |  | 4 | 4 |
| July 2019 | 100% | 95% |  | 2 | 2 |
| August 2019 | | 95% | | | |
| September 2019 | 100% | 95% |  | 3 | 3 |
| October 2019 | 100% | 95% |  | 1 | 1 |
| November 2019 | 100% | 95% |  | 7 | 7 |
| December 2019 | 100% | 95% |  | 7 | 7 |
| January 2020 | 100% | 95% |  | 2 | 2 |
| February 2020 | 100% | 95% |  | 1 | 1 |
| March 2020 | 100% | 95% |  | 4 | 4 |

| | | | | | |
|-------------------|---|--------|---|--------------------------------|--------------------------|
| Code | LIC 027 | | | | |
| Short Name | The percentage of valid personal licences processed within 2 weeks (Hub Team) | | | | |
| | Value | Target | Status | No. processed within two weeks | Total number of licences |
| April 2019 | 77.78% | 95.00% |  | 7 | 9 |
| May 2019 | 100.00% | 95.00% |  | 3 | 3 |
| June 2019 | 100.00% | 95.00% |  | 4 | 4 |
| July 2019 | 100.00% | 95.00% |  | 14 | 14 |



| | | | | | |
|----------------|---------|--------|---|----|----|
| August 2019 | 100.00% | 95.00% |  | 6 | 6 |
| September 2019 | 100.00% | 95.00% |  | 21 | 21 |
| October 2019 | 100.00% | 95.00% |  | 21 | 21 |
| November 2019 | 75.00% | 95.00% |  | 6 | 8 |
| December 2019 | 87.50% | 95.00% |  | 7 | 8 |
| January 2020 | 85.71% | 95.00% |  | 6 | 7 |
| February 2020 | 100.00% | 95.00% |  | 8 | 8 |
| March 2020 | 90.91% | 95.00% |  | 10 | 11 |













| | | | | | |
|-------------------|--|--------|---|-----------------|-------------------------|
| Code | LIC 028 | | | | |
| Short Name | Action after suspension - Licensing officers resolve by 31 March | | | | |
| | Value | Target | Status | Number resolved | Number needed resolving |
| April 2019 | 100% | 95% |  | 1 | 1 |
| May 2019 | | 95% | | | |
| June 2019 | | 95% | | | |
| July 2019 | 100% | 95% |  | 1 | 1 |
| August 2019 | | 95% | | | |
| September 2019 | 100% | 95% |  | 6 | 6 |
| October 2019 | 100% | 95% |  | 4 | 4 |
| November 2019 | 100% | 95% |  | 1 | 1 |
| December 2019 | 100% | 95% |  | 1 | 1 |
| January 2020 | 100% | 95% |  | 1 | 1 |
| February 2020 | 100% | 95% |  | 5 | 5 |
| March 2020 | 100% | 95% |  | 4 | 4 |









Licensing - Bexley - Monthly Performance - 2019/20





| Code | | LPI_LIC 001(B) | | | | |
|-------------------|--------|---|--------|---------------------------|----------------------------|--------|
| Short Name | | The percentage of renewal invitations sent out by deadline - Bexley | | | | |
| | Value | Target | Status | No. sent within deadlines | No. of renewal invitations | Annual |
| April 2019 | 100% | 95% | | 2 | 2 | 95% |
| May 2019 | 100% | 95% | | 1 | 1 | 95% |
| June 2019 | 100% | 95% | | 1 | 1 | 95% |
| July 2019 | 100% | 95% | | 3 | 3 | 95% |
| August 2019 | 100% | 95% | | 6 | 6 | 95% |
| September 2019 | 100% | 95% | | 2 | 2 | 95% |
| October 2019 | 100% | 95% | | 18 | 18 | 95% |
| November 2019 | 100% | 95% | | 75 | 75 | 95% |
| December 2019 | 100% | 95% | | 1 | 1 | 95% |
| January 2020 | 100% | 95% | | 13 | 13 | 95% |
| February 2020 | 100% | 95% | | 26 | 26 | 95% |
| March 2020 | 84.62% | 95% | | 11 | 13 | 95% |

| Code | | LPI_LIC 002(B) | | | | |
|-------------------|--------|--|--------|--------------------------------|--------------------------|--------|
| Short Name | | The percentage of valid personal licences processed within 2 weeks (Hub Team) - Bexley | | | | |
| | Value | Target | Status | No. processed within two weeks | Total number of licences | Annual |
| April 2019 | 80% | 95% | | 4 | 5 | 95% |
| May 2019 | 93.75% | 95% | | 15 | 16 | 95% |
| June 2019 | 92.31% | 95% | | 12 | 13 | 95% |
| July 2019 | 100% | 95% | | 11 | 11 | 95% |
| August 2019 | 71.43% | 95% | | 5 | 7 | 95% |
| September 2019 | 100% | 95% | | 10 | 10 | 95% |
| October 2019 | 100% | 95% | | 10 | 10 | 95% |
| November 2019 | 81.82% | 95% | | 9 | 11 | 95% |
| December 2019 | 100% | 95% | | 7 | 7 | 95% |
| January 2020 | 100% | 95% | | 13 | 13 | 95% |













| | | | | | | |
|---------------|------|-----|---|---|---|-----|
| February 2020 | 100% | 95% |  | 8 | 8 | 95% |
| March 2020 | 100% | 95% |  | 6 | 6 | 95% |

| Code | LPI_LIC 003(B) | | | | | |
|-------------------|---|--------|---|-------------------------------|-----------------------------|--------|
| Short Name | Percentage of unopposed applications for new and variation of premises licences processed within 2 calendar months (from date of validation to issue date) - Bexley | | | | | |
| | Value | Target | Status | No. processed within 2 months | Total applications received | Annual |
| April 2019 | 100% | 95% |  | 3 | 3 | 95% |
| May 2019 | 100% | 95% |  | 7 | 7 | 95% |
| June 2019 | 100% | 95% |  | 9 | 9 | 95% |
| July 2019 | 100% | 95% |  | 4 | 4 | 95% |
| August 2019 | 100% | 95% |  | 3 | 3 | 95% |
| September 2019 | 100% | 95% |  | 4 | 4 | 95% |
| October 2019 | 100% | 95% |  | 3 | 3 | 95% |
| November 2019 | 100% | 95% |  | 2 | 2 | 95% |
| December 2019 | 100% | 95% |  | 6 | 6 | 95% |
| January 2020 | 100% | 95% |  | 3 | 3 | 95% |
| February 2020 | 100% | 95% |  | 2 | 2 | 95% |
| March 2020 | 100% | 95% |  | 1 | 1 | 95% |

| Code | LPI_LIC 004(B) | | | | | |
|-------------------|--|--------|---|----------------------------------|----------------------------------|--------|
| Short Name | The percentage of valid temporary event notices processed within one working day of receipt - Bexley | | | | | |
| | Value | Target | Status | No. processed in one working day | Total no. event notices received | Annual |
| April 2019 | 83.78% | 95% |  | 31 | 37 | 95% |
| May 2019 | 90.91% | 95% |  | 10 | 11 | 95% |
| June 2019 | 95% | 95% |  | 19 | 20 | 95% |
| July 2019 | 100% | 95% |  | 8 | 8 | 95% |
| August 2019 | 100% | 95% |  | 8 | 8 | 95% |
| September 2019 | 100% | 95% |  | 50 | 50 | 95% |
| October 2019 | 98% | 95% |  | 49 | 50 | 95% |
| November 2019 | 96.43% | 95% |  | 81 | 84 | 95% |

| | | | | | | |
|---------------|------|-----|---|----|----|-----|
| December 2019 | 100% | 95% |  | 28 | 28 | 95% |
| January 2020 | 100% | 95% |  | 26 | 26 | 95% |
| February 2020 | 100% | 95% |  | 27 | 27 | 95% |
| March 2020 | 100% | 95% |  | 15 | 15 | 95% |

| | |
|-------------------|------------------------------|
| Code | MPI_LIC 003(B) |
| Short Name | Premises compliance - Bexley |

| | Value | Target | Status | Numerator | Denominator | Annual |
|----------------|-------|--------|---|-----------|-------------|--------|
| April 2019 | 50 | 30 |  | | | 360 |
| May 2019 | 69 | 30 |  | | | 360 |
| June 2019 | 65 | 30 |  | | | 360 |
| July 2019 | 34 | 30 |  | | | 360 |
| August 2019 | 99 | 30 |  | | | 360 |
| September 2019 | 36 | 30 |  | | | 360 |
| October 2019 | 77 | 30 |  | | | 360 |
| November 2019 | 54 | 30 |  | | | 360 |
| December 2019 | 59 | 30 |  | | | 360 |
| January 2020 | 41 | 30 |  | | | 360 |
| February 2020 | 51 | 30 |  | | | 360 |
| March 2020 | 35 | 30 |  | | | 360 |