

Tunbridge Wells Borough Council

Community Safety Partnership Plan 2023-24 and Summary Strategic Assessment 2022-23

Produced by Terry Hughes, Community Safety Manager

Please contact terry.hughes@tunbridgewells.gov.uk

Community Safety Partnership sign-off: 26 January 2023



Introduction

The Strategic Assessment produced for the Tunbridge Wells Community Safety Partnership (CSP) helps establish priority themes for the 2023/24 Partnership Plan.

Legislation

The Crime and Disorder Act 1998 gave statutory responsibility to local authorities, the police, and key partners to reduce crime and disorder in their communities. Under this, and subsequent legislation, Community Safety Partnerships are required to carry out annual audits and to implement crime reduction strategies.

The Police and Justice Act 2006 introduced scrutiny arrangements in the form of the Crime and Disorder Scrutiny Committee, as well as introducing several amendments to the 1998 Act including the addition of anti-social behaviour (ASB) and substance misuse within the remit of the CSP strategies. Reducing reoffending was subsequently added by the Policing and Crime Act 2009. The Crime and Disorder (Formulation and Implementation of Strategy) Regulations 2007 set out further revisions to the 1998 Act.

The aim of the Strategic Assessment

The analysis of data provided by partners enables the partnership to set clear priorities for the coming year.

Part 1 analyses police and partner data for last year's priorities covering the period January to December 2022, unless otherwise specified.

Part 2 draws some conclusions from the data and recommends the priorities for the partnership for the forthcoming financial year.

Part 3 is the action plan. Funding for addressing CSP priorities is provided, in large part, by the Kent Police and Crime Commissioner in accordance with the priorities set out in his plan for *Making Kent Safer 2022-25*.

It should be noted that some of the data provided in this document is provisional and may undergo further revision.

Part 1: Analysis

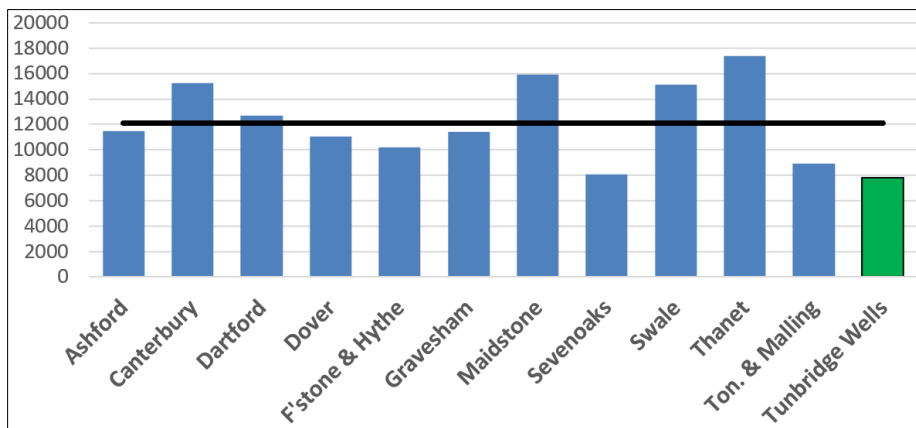
All recorded crime

Current figures for the 12-month period January 2022 – December 2022, unless stated.

Level of Crime: 7,815 (previous period 7,679)

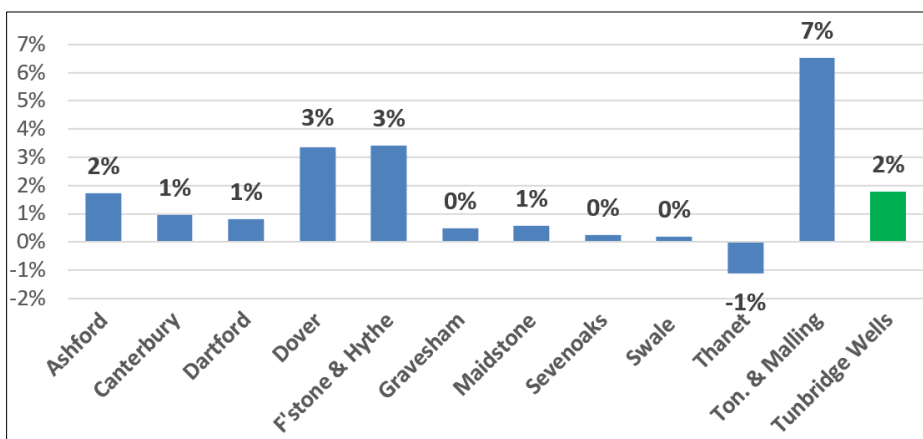
Peer Comparison: Best out of 12 Kent areas by population and volume

Annual Change: An increase of 136 crimes (+1.8%)



Kent comparison, 2022

Despite a 1.8% increase in 'all crime' Tunbridge Wells had the lowest overall crime rate in Kent during 2022.



Percentage change in crime rates, 2021-2022

While the margins are often small, from the metric of 'all crime' Tunbridge Wells is the safest local authority area in Kent.

The table below shows a breakdown of reported incidents, the increase or decrease since the last reporting period, and our county position for years 2021 and 2022. Subsequent pages provide further details on key crime types and a ward breakdown.

Crime Type	This Year	Last Year	% Change	Number change	2021	2022
All crime	7815	7679	1.8%	136	1	1
Victim-based crime	6736	6558	2.7%	178	1	1
Violence Against the Person	3277	3498	-6.3%	-221	2	2
Sexual offences	293	326	-10.1%	-33	2	2
Hate Crime	253	226	11.9%	27	5	6
ASB Incidents	1138	1554	-26.8%	-416	1	2
Burglary Residential	277	293	-5.5%	-16	4	4
Criminal damage	861	919	-6.3%	-58	1	1
Domestic abuse incidents	1460	1712	-14.7%	252	1	1
Drug offences	236	211	11.8%	25	4	3
(Drug Trafficking)	105	52	101.9%	53	5	7
(Drug Possession)	131	159	-17.6%	-28	3	3
Robbery	40	26	53.8%	14	1	2
Shoplifting	690	414	66.7%	276	5	6
Theft from a motor vehicle	202	179	12.8%	23	2	1
Theft of motor vehicle	173	134	29.1%	39	3	3

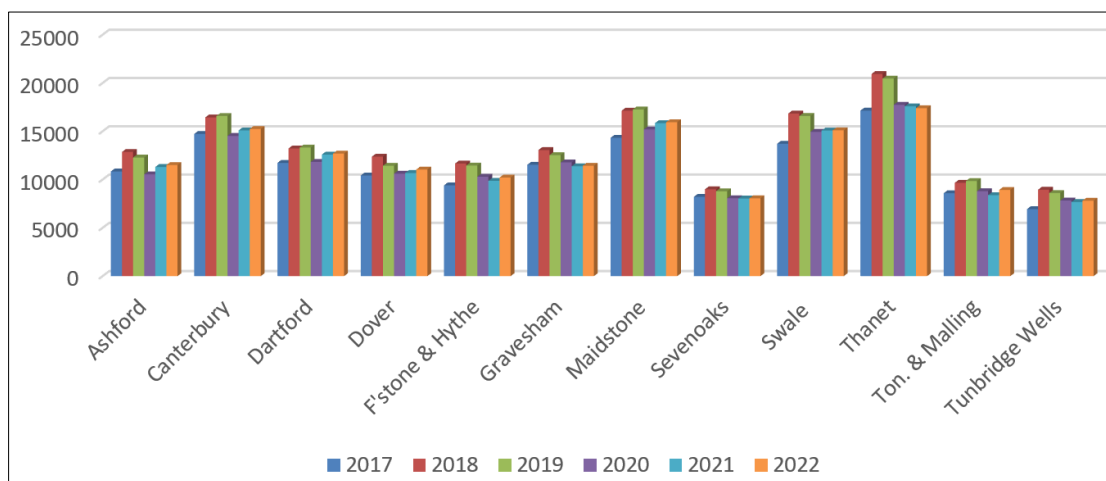
Noticeable in this data:

- A modest rise in overall crime rates maintaining our number one county position
- An expected post-covid era reduction in reports of anti-social behaviour
- A big jump in shoplifting offences and rises in vehicle related crime

Reports of anti-social behaviour saw a steep decline in 2022. Much of this reduction can be attributed to the lifting of COVID-19 regulations, the breaching of which was recorded under ASB. Violence Against the Person offences fell by over 6% meaning 221 fewer incidents. Drug trafficking offences doubled from 52 incident in 2021 to 105 incidents in 2022. There's more on this later in the report.

Elsewhere, despite a five percent reduction in residential burglaries we are still fourth countywide. There's a further breakdown in the ward data, below. Hate crime jumped by 12% but as with other crime types, double-figure percentage increases don't always mean a big rise in offences. There's more on Hate Crime later in the report.

Given the unusual conditions we experienced in 2020 and 2021, I thought it might be helpful to present, where possible, data from 2019 alongside borough and ward data for our key crime types.



Six-year trend showing pre- and post-Covid recorded crime rates

The above chart shows all crime reporting across Kent over a six-year period. The red and green columns (2018 and 2019) are the two years prior to the pandemic. The dark blue column of 2017 is not necessarily comparable as some crime recording changes came into effect in 2018. There's a clear reduction in 2022 over 2018 and 2019 crime rates and we may hope that 2022 has set a new baseline.

Part 2: Conclusions

While it's disappointing to experience a rise in crime following two years of reductions totalling around 1100 incidents, the modest increase is perhaps in line with the rates of pre-covid years.

This strategic assessment sets out the priorities that the Community Safety Partnership should focus on in 2023/24 and helps us to determine what services should be funded.

Crime figures are, as always, presented with a number of caveats, particularly with respect to long-term trends, and especially so for data related to 2020 and to a lesser degree 2021.

However, we are fortunate to live in an area where rates of crime and anti-social behaviour are relatively low and we're pleased the data shows Tunbridge Wells to be the safest place in Kent; albeit by small margins over our West Kent neighbours.

The full Strategic Assessment document provides more detail.

Domestic Abuse

While we experienced a reduction of incidents reported to police in 2022, over the three previous calendar years, domestic abuse remains a priority, in part due to the high and wide-ranging harm caused by offences and the associated costs to the public purse.

During the pandemic DAVSS saw a big increase in cases graded as 'high need' when complex cases were made more dangerous by the various lockdown conditions. These levels have also dropped but helpline calls have remained high. DAVSS have retained the longer helpline hours put in place during the pandemic.

The Domestic Abuse Act 2021 places a new burden on local authorities to provide better support and safe accommodation for victims. For this, local authorities have received DLUHC funding which we have pooled with Tonbridge and Malling BC to employ a DA Co-ordinator.

The Borough Council and the Police and Crime Commissioner are committed to ensuring victims of domestic abuse receive the support they need when they need it. We're also committed to addressing the behaviour of perpetrators and promoting healthy relationships at all ages, especially in relation to violence and abuse directed towards women and girls.

We recommend Domestic Abuse is retained as a priority for 2023/24

Drugs and Alcohol

A modest reduction in possession offences this year but slightly up on 2019 rates. Trafficking offences saw a steep rise, which more than doubled the offences of 2021. This appears to have been repeated across the county with some areas seeing substantial increases over the pandemic years and 2019.

We continued to deploy Kenward Trust outreach workers to engage with youths and young adults in areas of concern raised at the monthly District Contextual Safeguarding Meeting or through twice-weekly morning briefings. The goal here is to address anti-social behaviour associated with these locations but also to protect the young people, with the Crime Survey for England and Wales suggesting at least one in eight drug users purchase illicit drugs from strangers or dealers they don't know directly. Kenward also work in schools and deliver one-to-one sessions on alcohol and substance misuse.

During pandemic lockdowns we experienced an increase in reports of cannabis use at home, with fumes more frequently infiltrating neighbouring properties and garden. This continued into 2022. With police and council officers now able to undertake home visits once again, many were arranged for the gathering of further intelligence, to offer words of advice or to service Community Protection Warnings.

Change. Grow. Live. (CGL) and We Are With You (formerly Addaction) are commissioned centrally to address alcohol and substance addiction with local adults and young people, most of whom do not come to the attention of the CSU.

Kent Public Health Observatory's Strategic Assessment reports substance misuse hospital admissions increased in 2021/22 to the highest number in five years. Emergency hospital admissions for alcohol also increased over the same period.

Groups of young people are still misusing open spaces in and around the town centre and some surrounding towns or villages with paraphernalia related to cannabis use, alcohol,

vaping and Nox left in place. Outreach workers continue to report back to other partners, and areas of concern are discussed at the monthly District Contextual Safeguarding Meeting.

There's also a concern for the safety of the young people using our open spaces. There's a plausible risk from county lines operatives or Class A dealers, though the risk is made smaller by the work done by Kenward and the CPT.

We continue to support a busy night-time economy and we're committed to making the town centre safe for everyone to enjoy.

We recommend Substance Misuse and Supply, and Alcohol-related Behaviour is made a priority for 2023/24

Anti-social Behaviour

Anti-social behaviour decreased substantially with respect to 2022 (-27%) and 2019 (-24%). As welcome as these figures are they will not align with high levels of persistent anti-social behaviour experienced in a number of areas across the borough.

During the year Southborough, Paddock Wood, Cranbrook and areas around Tunbridge Wells town centre suffered significant and persistent disorder as between 12 and 20 young people had started to coalesce into what appear to be 'young street groups' but may not always meet the official definition. CSU police officers, the Council's Community Safety Officer and KCC Early Help Outreach Workers targeted numerous individuals instigating anti-social behaviour, with threats of violence, and with links to several areas across the borough in order

In addition to the types of harmful anti-social behaviour we are all familiar with, we are also concerned by the proliferation of low-level disrespectful behaviour which seems to set the tone for these groups of youngsters and which can quickly escalate to verbal abuse of passers-by, wanton criminal damage, and thankfully less frequently, physical abuse.

While we're encouraged by the overall reduction in reporting of anti-social behaviour when compared to 2019, there are often a number of other factors at play, such as the ease or difficulty in reporting incidents.

We recommend Anti-social Behaviour is retained as a priority for 2023/24

Road Safety

Tunbridge Wells has the lowest level of casualties across Kent and many of the subcategories are on a downward trend or appreciably lower than the county average.

The under-16 'Seriously Injured' category doubled to 10 in 2020-21 but this had reduced by half during the most recent data. Thankfully, of the 10 KSIs that occurred from July 2020 to June 2021 none were fatalities.

Two fatalities occurred during the period Oct 2021 to Sept 2022. One was an elderly motorcyclist and the other a car driver between the ages of 17-24.

The near-miss reporting tool on the Council's website continues to receive submissions. Reports made during the first year of operation were collated and summarised and sent to KCC Highways who very generously spent some time overlaying the reports with their crash map. The results of this exercise were returned to us in November and will be analysed for further attention over the next 12-months.

We recommend Road Safety is retained as a priority for 2023/24

Violence Against Women and Girls

Partners have done much to improve the safety of women and girls in the night-time economy. In addition to the work outlined in the VAWG section of the full Strategic Assessment document we have collated outcomes from the PCC's VAWG survey and the Home Office's StreetSafe Reporting Tool. The locations have been mapped and the CSU (principally, Kent Police, TWBC and STP) have committed to undertake visual audits of these locations to see what can be done to make them feel safer for residents. The Soroptimists have kindly offered to assist with this project.

There's still more to be done in terms of making people feel more safe more often, and we remain focused on the night-time economy as a source of violent or abusive behaviour towards women.

Further, specific authorities have been directed to work together to meet the requirements of the Serious Violence Duty set out in part 2 of the Police, Crime, Sentencing and Courts Act 2022. Guidance was released in December of 2022 and is currently being worked through. The Kent & Medway Violence Reduction Unit are running workshops to assist with the creation of a needs assessment and partnership arrangements under which work to tackle or prevent serious violence can take place.

While local authority areas in the west typically have lower rates of serious violence than other parts of the county, Tunbridge Wells has a thriving night-time economy, which does drive some of this business. There are also small numbers of youths and young adults who carry weapons and use violence or the fear of violence to control public spaces.

At this time, young people gathering in locations around Tunbridge Wells don't meet the definition of a "young street group" but this can change quickly and repeat violence amongst some key individuals offers the opportunity for a focussed deterrence which, if effective, can break up a group of young people by removing the key player or players.

We recommend Violent Behaviour (incl. Violence Against Women and Girls, NTE) is made a priority for 2023/24

Recommended Priorities for 2023/24

1. Domestic Abuse
2. Substance Misuse and Supply, and Alcohol-related Behaviour
3. Anti-social Behaviour
4. Road Safety
5. Violent Behaviour (incl. Violence Against Women and Girls, NTE, knife crime)

Part 3: Action Plan 2023/24

Priority 1: Domestic Abuse

	Priority 1	Priority 2	Priority 3	Priority 4
	Provide support for all victims of DA at all risk levels across Tunbridge Wells borough	Run preventative 'healthy relationships' programmes in schools and other community settings	Ensure accessible programmes are made available to perpetrators living in Tunbridge Wells borough	Provide training for DA professional and other agencies working in the domestic abuse space
	Action	Lead	Measure	Outcome
1.1	Implement the safe accommodation requirements of the Domestic Abuse Act 2021.	DA Co-ordinator, Housing Options.	Requirements of the Act met by those agencies with DA accommodation responsibilities.	
1.2	Continue to work with shared services across West Kent.	WK DA Forum, DAVSS and KCC commissioned services	Measured through quarterly WK DA Forums and the DA action plan.	
1.3	Provide the sanctuary scheme to victims of DA, securing properties to allow them to remain in their own home.	TWBC Housing, Look Ahead	Number of properties secured.	
1.4	Maintain attendance at the Tonbridge and Cranbrook One Stop Shops.	Look Ahead, Kent Police	Service availability and accessed by residents.	
1.5	Run a suite of survivor programmes for female and male survivors, including: "Own My Life" and "Hope 2 Recovery".	Look Ahead	Number of programmes run and number of attendees from Tunbridge Wells.	

1.6	Provide emergency funding for items such as furniture, white goods, food and travel to high-risk victims in the community.	Look Ahead	Tunbridge Wells hi-risk victims accessing the funding as necessary.	
1.7	Seek to ensure the twice monthly cyber-stalking clinic is kept running.	Look Ahead, PAS	Funding/staffing secured and continued provision of the clinic.	
1.8	Commission PAS (Protection Against Stalking) to deliver a stalking workshop.	Look Ahead	Workshop delivered and attended by Tunbridge Wells based clients.	
1.9	Ensure DA services identify stalking and refer/signpost to PAS where appropriate.	PAS, DA service providers	PAS receiving referrals or confident that they will receive them.	
1.10	Provide training and awareness raising sessions for partners and local businesses.	DA Service providers, DA Co-ordinator, PAS	Sessions delivered and good partner and business attendance.	

Priority 2: Substance Misuse and Supply, and Alcohol-related Behaviour

	Priority 1	Priority 2	Priority 3	Priority 4
	To deploy substance misuse workers to hotspots within the borough	Provide a night-time economy that is safe for everyone	Identify and tackle Organised Criminal Gangs (OCGs)	Provide training for DA professional and other relevant agencies
	Action	Lead	Measure	Outcome
2.1	Task outreach workers to visit locations where ASB is linked to substance misuse.	Kenward Trust	Total number of outreach sessions delivered.	
2.2	Provide a positive presence in the night-time economy.	Street Pastors	Number of people engaged, service provided and hours on duty.	
2.3	Run operations that provide for additional resources in the NTE during key times of the year.	CSU Team	Key times and locations are identified and appropriately resourced.	
2.4	Carry out targeted work for those seeking help or others identified through substance-related offending	CGL	Individuals engaged thru group and 1:1 work.	
2.5	Provide drug and alcohol misuse services for 10 to 17-year olds including 1:1 and group work.	We Are With You	Number of young people worked with.	
2.6	Ensure links between local regular shoplifters and substance/alcohol abuse are identified and appropriately addressed.	Kent Police, STP	Links identified and referrals made or signposting offered.	
2.7	Tackle Organised Criminal Gangs (OCGs) that target Tunbridge Wells residents.	Kent Police	Gangs identified and perpetrators arrested. Monitored at the monthly OCG meeting.	

Priority 3: Anti-social Behaviour

	Priority 1	Priority 2	Priority 3	Priority 4
	To respond promptly to residents' concerns and complaints of anti-social behaviour and neighbourhood nuisance	To work in partnership to create safe spaces for everyone to enjoy	To safeguard vulnerable adults and young people in public spaces	To deploy partnership resources to hotspots within the borough in a timely manner
	Action	Lead	Measure	Outcome
3.1	Liaise with partners to share knowledge and awareness of young people and the open spaces they use. Deploy outreach to areas where risk is identified.	TWBC Community Safety Team (CST), KCC Early Help, Kent Police and outreach partners	Actions identified at monthly District Contextual Safeguarding Meetings (DCSM), Vulnerability Board meetings, and morning briefings.	
3.2	Use or promote the Probation Service's Community Payback Scheme to improve open or community spaces.	CST, Community Payback	Projects, such as graffiti cleaning, foliage clearing or smartening up public places completed.	
3.3	Establish regular stakeholder updates and meetings where non-confidential conversations can take place with community representatives.	Community Safety Manager, CSU Inspector	Face-to-face, Teams or email updates as required or requested.	
3.4	Encourage speedier removal of graffiti on public and private property and graffiti cleaning kits to businesses and residents (as appropriate).	CST, Street Scene, developers, property owners	Tags in high profile locations identified and landowners encouraged to remove them quickly. Kits taken up by those in need.	
3.5	Targeted engagement with schools and other educators on risky behaviour and similar themes.	CST, DCSM, KCC Early Help, Kent Police, Kenward Trust	Number of schools engaged on topics such as alcohol, drugs, gangs, CSE, and associated anti-social behaviour.	

3.6	Use deployable CCTV to assist with the prevention/detection of crime and ASB.	TWBC, Kent Police	Locations identified and supported.	
3.7	Target specific anti-social individuals in Tunbridge Wells, Southborough, Cranbrook and Paddock Wood.	TWBC Community Safety Officer, Kent Police ASB Officers	Appropriate Warnings, Notices and Orders served and complied with.	
3.8	Ensure the new West Kent Child Centred Policing Team is linked in with relevant partners to address persistent anti-social behaviour.	Kent Police and TWBC Community Safety Team	Child Centred team sighted on young people causing harm to local communities.	
3.9	Use the Neighbourhood Task Force (1 sergeant, 4 PCs, 4 PCSOs) for bespoke problem solving.	Kent Police, CST	The ability to more quickly address complex anti-social or crime issues related to places and people.	
3.9	Develop multi-agency action plans to ensure appropriate levels of frontline staffing in the public realm during summer months and key dates.	CSU Officers (TWBC, KCC, Kent Police, STP and other partners	Agency attendance and engagement. Reduction in reports of anti-social behaviour.	
3.10	Consider partnership ops to address shoplifting and town centre anti-social behaviour thru STP and PCC funding.	Safe Town Partnership (STP), TWBC (CSU), BID	Number of ops run and noticeable outcomes achieved.	
3.11	Ensure Crimestoppers and Fearless contact details are widely promoted as a safe reporting mechanism.	All relevant agencies	Crimestoppers/Fearless logos and contact details included in relevant engagement materials.	
3.12	Work with Street Scene to bring a limited number of fly-tipping actions into this action plan	Officers from Depot and CSU to liaise	Actions added and measure identified	

Priority 4: Road Safety

	Priority 1	Priority 2	Priority 3	Priority 4
	Run police-led enforcement operations and in partnership with Community Speed Watch	Analyse the local near-miss database for opportunities for safer neighbourhoods	Address issues raised near schools during drop off and pick up times	To deliver road safety messages to all age groups and communities
	Action	Lead (and others)	Measure	Outcomes
4.1	Bid into the Central (County) Road Safety Team for operations in the borough, in particular the A21 and North Farm.	Community Safety Manager, CSU Inspector	Number of bids made and operations taking place in the borough.	
4.2	Engagement with schools offering road safety talks.	KCC Warden Service	Number of engagements in deployment communities.	
	Engagement with older residents, offering 1:1 safety advice and via community groups.	KCC Warden Service	Number of engagement opportunities.	
4.3	Work with KCC and KFRS to promote messages locally and link in with national and local campaigns including Road Safety Week.	TWBC Comms & Community Safety Team (CST)	Number of campaigns supported.	
4.4	During Road Safety Week: Look for funded opportunities to deliver road safety information to KS1 and KS2.	CST	Number of presentations/activities.	
4.5	Direct KCC Warden public engagement opportunities on road safety topics, particularly around schools (resource dependent).	CSU, KCC Wardens	Number and type of engagements, attendee numbers.	
4.6	Contribute funding for Safety in Action event for Yr 6 students transitioning to high school.	CSU, Project Salus	Number of Tunbridge Wells students attending.	

4.7	Use the Near Miss Register and KCC Highways resource to map incident type and analyse repeat locations or issue.	CST	Identification of repeat or vulnerable locations and options available.	
4.8	Direct TWBC Parking Enforcement team to attend schools or other locations when parking-related complaints are received.	CSU and TWBC Parking	Attendance at key locations.	
4.9	Engage with the Community Speed Watch Co-ordinator and local Speed Watch Groups.	Kent Police, TWBC CST	To gain a fuller picture of this road safety provision and their concerns for further joint working.	
4.10	'On spec' enforcement operations by local Community Policing Team or CSU Constables.	Kent Police	Number and location of operations undertaken.	

Priority 5: Violent Behaviour (Incl. Violence Against Women and Girls, NTE)

	Priority 1	Priority 2	Priority 3	Priority 4
	Provide a positive experience in the night-time economy and a safe space for women and girls to live, work and socialise	Undertake an analysis of current and long-term issues relating to serious violence and those most vulnerable to involvement	Analyse Soroptimist, PCC, and Home Office databases for opportunities to improve feelings of safety	Ensure awareness of exploitation and abuse is at the heart of any partnership or licensing work
	Action	Lead (and others)	Measure	Outcomes
5.1	Define a high-level plan outlining a multi-agency response to prevent and reduce serious violence in specified local areas.	Kent Police, TWBC, Early Help	Ability for partners to respond quickly to areas where persistent violence is having a negative community impact	
5.2	Provide a late-night presence in Tunbridge Wells town centre paying particular attention to lone females (and males) showing clear signs of vulnerability.	Churches Together Street Pastors	Number of people engaged and any actions taken to assess or reduce risk.	
5.3	Consider time-limited patrols along Sgt John's Road at schools ends.	Street Pastors	Assess and continue engagements if seen as helpful.	
5.4	Exclude individuals convicted of violence offences from Pubwatch members' licensed premises.	Safe Town Partnership (STP), CCTV, Kent Police	Number of exclusions in force.	
5.5	Undertake Visual Audits of locations identified in recent reports and surveys, particularly in relation to VAWG.	Kent Police, Community Safety Team, The Community	EVAs completed and reports produced and shared with relevant partners	
5.6	Work with the VRU to target repeat violent offenders.	Kent Police, VRU	Specific individuals identified and targeted or supported by partners	

5.7	Work with the DCSM to identify locations frequented by individuals known for violent behaviour.	Community Safety Team, KCC, Kent Police	Locations identified and risks mitigated.	
5.8	Assess the needs for knife amnesty events at key locations across the borough.	Community Policing Team, TWBC CST	Need identified and events organised.	
5.9	Use Safe Town radios to prevent and detect violent crime, by sharing intelligence between licensees, retailers, CCTV Operators, Street Pastors and local police.	STP, TWBC CCTV, Kent Police	Pubwatch instigated incidents monitored by CCTV.	
5.10	Use static CCTV to assist with the prevention and detection of violent crime in the town centre.	TWBC, CCTV, Kent Police	Violent offences actively monitored as a preparation for potential seizure of evidence.	
5.11	Use deployable CCTV to assist with preventing and detecting violent crime.	Kent Police, Community Safety Team and partners	Deployment of CCTV cameras to key areas where vulnerabilities have been identified (funding dependent).	
5.12	Provide training to licensed premises around responsibilities when serving/refusing alcohol and dealing with aggressive customers.	Kent Police, STP	Number of training sessions offered.	.
5.13	Regular check-ins with Best Bar None venues to evaluate compliance and issues.	STP, TWBC and KP Licensing	Issues fed back to licence holder and shared with relevant organisations.	
5.14	Work with partners to address disorder at NTE venues that are a frequent source of disorder but may not breach licence conditions.	CST, Kent Police, Safe Town Partnership, TWBC Licensing	A reduction in the no. of reports or an improved perception of safety at NTE venues.	
5.15	Promote "Ask for Angela" initiative.	STP and partners	NTE venue take-up and public awareness of the initiative.	

5.16	Pre-Christmas, Hallowe'en and exam night operations	All partners	Undertake NTE and public safety engagements and opportunities.	
5.17	Implement a local reporting tool for residents to report public spaces where they feel unsafe or vulnerable.	Community Safety Team, Digital Team	Availability of reporting tool and commitment to assess reports and take appropriate actions.	
5.18	Investigate, with a view to implementing, a version of Ashford's Safe Space scheme	STP (with BID), CST	Implementation or alternatives considered - dependent on funding and available resources.	
5.19	Consider funding requests from partners engaged in violence reduction activities	PAS, Community Safety Team, KP	Funding secured, kits put together, and distributed as required.	